

Coppa Italia Turismo

Mugello Racing Weekend

Qualifying

Final Classification

No Drivers	Team	Car	Cl.	Time	Lap Total	Gap	Kph
1 22 M. WEEGE	DULLER MOTORSPORT	BMW E46 M3 GTR	B	1:58.339	11 12	- -	159.6
2 333 H. DULLER	DULLER MOTORSPORT	BMW E46 M3 GTR	B	1:59.255	15 15	+0.916 +0.916	158.3
3 34 R. KAYA	BF MOTORSPORT	AUDI RS3 LMS TCR SQ	A	2:01.449	10 12	+3.110 +2.194	155.5
4 13 D. VERROCCHIO / R. VERROCCHIO	BF MOTORSPORT	AUDI RS3 LMS TCR SQ	A	2:02.711	6 12	+4.372 +1.262	153.9
5 77 P. MATTERSDFORFER	DULLER MOTORSPORT	OPEL ASTRA TCR SQ	A	2:02.803	12 12	+4.464 +0.092	153.8
6 12 F. FEDE	TEAM CARS RACING	CUPRA TCR SQ	A	2:03.120	11 12	+4.781 +0.317	153.4
7 93 P. SERRATORE	SP RACING	AUDI TT	B	2:03.583	12 12	+5.244 +0.463	152.8
8 26 S. SCHAFER	DULLER MOTORSPORT	W. GOLF GTI TCR SQ	A	2:03.807	7 7	+5.468 +0.224	152.5
9 65 F. MIOTTO	Team Progetto E20	AUDI RS3 LMS TCR DSG	A	2:03.886	11 12	+5.547 +0.079	152.4
10 19 M. CAPPELLA	RC MOTORSPORT	AUDI RS3 LMS TCR DSG	A	2:05.406	9 10	+7.067 +1.520	150.6
11 5 D. ERÒGE	AIKOA RACING	AUDI RS3 LMS TCR SQ	A	2:05.841	5 10	+7.502 +0.435	150.0
12 55 T. CAMLIDAG	AIKOA RACING	AUDI RS3 LMS TCR DSG	A	2:06.269	9 11	+7.930 +0.428	149.5
13 17 F. CARDONE	AIKOA RACING	AUDI RS3 LMS TCR DSG	A	2:06.472	9 11	+8.133 +0.203	149.3
14 24 A. CIOFFI	AC RACING	Mini Cooper Jcw	A	2:07.560	11 11	+9.221 +1.088	148.0
15 7 S. GALBUSERA	TAC MOTORSPORT	LOTUS ELISE CUP	B	2:07.915	12 12	+9.576 +0.355	147.6
16 99 M. PIOPPI	Gruppo Sportivo Tori Corse	Mini Challenge Pro	A	2:09.102	11 12	+10.763 +1.187	146.3
17 88 D. CARMINATI	AC RACING	Mini Challenge PRO	A	2:11.873	3 5	+13.534 +2.771	143.2
18 3 A. DI COSMO	TEAM CAR RACING	CUPRA TCR DSG	A	2:13.674	10 10	+15.335 +1.801	141.3
19 81 S. QUERCIOLI	ABS CORSE	Seat Leon MKII	B	2:17.600	4 4	+19.261 +3.926	137.2
20 66 R. DE LUCA / C. PICCIN	MM MOTORSPORT	Honda CIVIC FK2 TCR	A	2:47.303	7 7	+48.964 +29.703	112.9
21 69 S. SOSTEGNI	GrassoRacingTeam	Seat Ibiza RSP	A	2:53.831	8 8	+55.492 +6.528	108.6
22 11 K. KAMILOGLU	AIKOA RACING	AUDI RS3 LMS TCR SQ	A				
23 80 G. IUORIO	ABS CORSE	Seat Leon MKII	B		1		

Fastest Lap: Lap 11 Markus WEEGE **1:58.339** 159.6 Kph

Published at:

Track Status: **DRY**

Stewards:

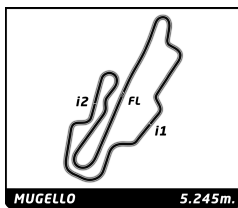
Maria Grazia ARBERI
CSAI 26127

Gianluca NATALONI
CSAI 338031

Antonia MARMILLATA
CSAI 371681

Timekeeper:

Andrea RAPI



Coppa Italia Turismo

Mugello Racing Weekend

Qualifying

Final Classification by 2nd Fastest Lap

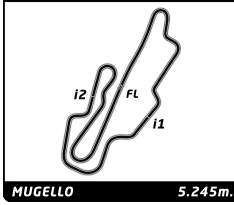
No Drivers	Team	Car	Cl.	Time	Gap
1 22 M. WEEGE	DULLER MOTORSPORT	BMW E46 M3 GTR	B	1:58.942	-
2 333 H. DULLER	DULLER MOTORSPORT	BMW E46 M3 GTR	B	1:59.432	+0.490 +0.490
3 34 R. KAYA	BF MOTORSPORT	AUDI RS3 LMS TCR SQ	A	2:01.775	+2.833 +2.343
4 77 P. MATTERS DORFER	DULLER MOTORSPORT	OPEL ASTRA TCR SQ	A	2:02.843	+3.901 +1.068
5 12 F. FEDE	TEAM CARS RACING	CUPRA TCR SQ	A	2:03.303	+4.361 +0.460
6 13 D. VERROCCHIO / R. VERROCCHIO	BF MOTORSPORT	AUDI RS3 LMS TCR SQ	A	2:03.952	+5.010 +0.649
7 93 P. SERRATORE	SP RACING	AUDI TT	B	2:04.020	+5.078 +0.068
8 65 F. MIOTTO	Team Progetto E20	AUDI RS3 LMS TCR DSG	A	2:04.116	+5.174 +0.096
9 26 S. SCHAFER	DULLER MOTORSPORT	W. GOLF GTI TCR SQ	A	2:04.183	+5.241 +0.067
10 19 M. CAPPELLA	RC MOTORSPORT	AUDI RS3 LMS TCR DSG	A	2:05.478	+6.536 +1.295
11 5 D. ERÒGE	AIKOA RACING	AUDI RS3 LMS TCR SQ	A	2:06.595	+7.653 +1.117
12 17 F. CARDONE	AIKOA RACING	AUDI RS3 LMS TCR DSG	A	2:06.644	+7.702 +0.049
13 7 S. GALBUSERA	TAC MOTORSPORT	LOTUS ELISE CUP	B	2:07.958	+9.016 +1.314
14 24 A. CIOFFI	AC RACING	Mini Cooper Jcw	A	2:08.458	+9.516 +0.500
15 99 M. PIOPPI	Gruppo Sportivo Tori Corse	Mini Challenge Pro	A	2:09.285	+10.343 +0.827
16 55 T. CAMLIDAG	AIKOA RACING	AUDI RS3 LMS TCR DSG	A	2:10.065	+11.123 +0.780
17 3 A. DI COSMO	TEAM CAR RACING	CUPRA TCR DSG	A	2:13.867	+14.925 +3.802
18 88 D. CARMINATI	AC RACING	Mini Challenge PRO	A	2:20.680	+21.738 +6.813
19 69 S. SOSTEGNI	GrassoRacingTeam	Seat Ibiza RSP	A	2:54.151	+55.209 +33.471
20 11 K. KAMILOGLU	AIKOA RACING	AUDI RS3 LMS TCR SQ	A		
21 66 R. DE LUCA / C. PICCIN	MM MOTORSPORT	Honda CIVIC FK2 TCR	A		
22 80 G. IUORIO	ABS CORSE	Seat Leon MKII	B		
23 81 S. QUERCIOLI	ABS CORSE	Seat Leon MKII	B		

Fastest Lap: Lap 11 | Markus WEEGE | **1:58.339** | 159.6 Kph

Published at:

Track Status: **DRY**

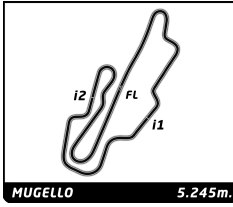
Stewards: Maria Grazia ARBERI CSAI 26127			Gianluca NATALONI CSAI 338031		Antonia MARMILLATA CSAI 371681	
Timekeeper: Andrea RAPI						



Coppa Italia Turismo Mugello Racing Weekend Qualifying

Best Sector Times

Sector 1		Sector 2		Sector 3		No Team	Class	Ideal Lap	Best Lap		
No Driver	Time	No Driver	Time	No Driver	Time						
1	22 M.WEEGE	40.107	22 M.WEEGE	36.322	333 H.DULLER	41.629	1	22 DULLER MOTORSPORT	B	1:58.148	1:58.339 (1)
2	333 H.DULLER	40.542	333 H.DULLER	36.794	22 M.WEEGE	41.719	2	333 DULLER MOTORSPORT	B	1:58.965	1:59.255 (2)
3	13 D.VERROCCHIO	41.262	34 R.KAYA	37.255	34 R.KAYA	42.314	3	34 BF MOTORSPORT	A	2:00.961	2:01.449 (3)
4	12 F.FEDE	41.342	77 P.MATTERSDORFER	37.801	13 D.VERROCCHIO	42.557	4	13 BF MOTORSPORT	A	2:02.184	2:02.711 (4)
5	34 R.KAYA	41.392	12 F.FEDE	37.968	26 S.SCHAFFER	43.037	5	77 DULLER MOTORSPORT	A	2:02.345	2:02.803 (5)
6	77 P.MATTERSDORFER	41.394	65 F.MIOTTO	38.273	5 D.ERØGE	43.067	6	12 TEAM CARS RACING	A	2:02.403	2:03.120 (6)
7	5 D.ERØGE	41.522	13 D.VERROCCHIO	38.365	12 F.FEDE	43.093	7	93 SP RACING	B	2:03.544	2:03.583 (7)
8	93 P.SERRATORE	41.721	93 P.SERRATORE	38.659	77 P.MATTERSDORFER	43.150	8	26 DULLER MOTORSPORT	A	2:03.553	2:03.807 (8)
9	65 F.MIOTTO	41.806	26 S.SCHAFFER	38.706	93 P.SERRATORE	43.164	9	65 Team Progetto E20	A	2:03.806	2:03.886 (9)
10	26 S.SCHAFFER	41.810	17 F.CARDONE	38.918	65 F.MIOTTO	43.727	10	5 AIKOA RACING	A	2:04.126	2:05.841 (11)
11	19 M.CAPPELLA	42.160	19 M.CAPPELLA	38.937	19 M.CAPPELLA	43.879	11	19 RC MOTORSPORT	A	2:04.976	2:05.406 (10)
12	55 T.CAMLIDAG	42.577	55 T.CAMLIDAG	39.177	55 T.CAMLIDAG	44.027	12	55 AIKOA RACING	A	2:05.781	2:06.269 (12)
13	17 F.CARDONE	42.758	24 A.CIOFFI	39.499	17 F.CARDONE	44.393	13	17 AIKOA RACING	A	2:06.069	2:06.472 (13)
14	24 A.CIOFFI	43.214	5 D.ERØGE	39.537	7 S.GALBUSERA	44.556	14	24 AC RACING	A	2:07.469	2:07.560 (14)
15	7 S.GALBUSERA	43.219	99 M.PIOPPI	39.697	24 A.CIOFFI	44.756	15	7 TAC MOTORSPORT	B	2:07.526	2:07.915 (15)
16	99 M.PIOPPI	43.415	7 S.GALBUSERA	39.751	99 M.PIOPPI	45.460	16	99 Gruppo Sportivo Tori Corse	A	2:08.572	2:09.102 (16)
17	3 A.DI COSMO	44.976	88 D.CARMINATI	41.035	88 D.CARMINATI	45.851	17	88 AC RACING	A	2:11.873	2:11.873 (17)
18	88 D.CARMINATI	44.987	3 A.DI COSMO	42.040	3 A.DI COSMO	46.238	18	3 TEAM CAR RACING	A	2:13.254	2:13.674 (18)
19	81 S.QUERCIOLO	46.186	81 S.QUERCIOLO	43.556	81 S.QUERCIOLO	47.858	19	81 ABS CORSE	B	2:17.600	2:17.600 (19)
20	66 R.DE LUCA	53.192	66 R.DE LUCA	47.666	80 G.IUORIO	51.475	20	66 MM MOTORSPORT	A	2:33.299	2:47.303 (20)
21	69 S.SOSTEGNI	57.744	80 G.IUORIO	49.978	66 R.DE LUCA	52.441	21	69 GrassoRacingTeam	A	2:50.154	2:53.831 (21)



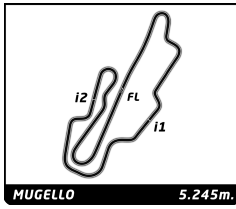
Coppa Italia Turismo

Mugello Racing Weekend

Qualifying

Best Top Speed

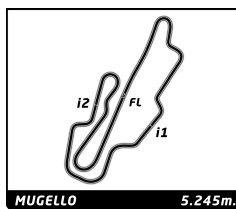
Team	Car	Class	Top Speed Driver	Top 1		Top 2		Top 3		Top 4		Top 5		Avg
				Kph	Lap	Kph	Lap	Kph	Lap	Kph	Lap	Kph	Lap	
93 SP RACING	AUDI TT	B	P. SERRATORE	246.0	8	243.2	10	242.7	9	242.1	12	242.1	11	243,2
13 BF MOTORSPORT	AUDI RS3 LMS TCR SQ	A	D. VERROCCHIO	242.1	4	240.5	7	238.9	6	237.9	12	237.9	3	239,5
22 DULLER MOTORSPORT	BMW E46 M3 GTR	B	M. WEEGE	241.6	7	238.9	12	238.4	6	237.9	4	236.9	11	238,7
333 DULLER MOTORSPORT	BMW E46 M3 GTR	B	H. DULLER	241.1	4	240.0	15	240.0	14	239.5	6	238.9	13	239,9
34 BF MOTORSPORT	AUDI RS3 LMS TCR SQ	A	R. KAYA	240.5	11	240.0	12	240.0	7	238.9	10	238.9	9	239,7
5 AIKOA RACING	AUDI RS3 LMS TCR SQ	A	D. ERÒGE	238.9	8	238.9	6	237.4	10	236.9	5	235.8	3	237,6
19 RC MOTORSPORT	AUDI RS3 LMS TCR DSG	A	M. CAPPELLA	235.8	8	235.3	10	233.8	9	231.3	5	229.4	4	233,1
12 TEAM CARS RACING	CUPRA TCR SQ	A	F. FEDE	234.3	12	233.8	11	230.3	10	227.9	4	227.0	3	230,7
77 DULLER MOTORSPORT	OPEL ASTRA TCR SQ	A	P. MATTERS DORFER	234.3	9	232.8	11	232.8	6	232.3	12	232.3	2	232,9
55 AIKOA RACING	AUDI RS3 LMS TCR DSG	A	T. CAMLIDAG	234.3	6	229.9	10	229.4	5	228.9	9	228.4	8	230,2
26 DULLER MOTORSPORT	W. GOLF GTI TCR SQ	A	S. SCHAFER	233.8	6	233.3	7	232.3	5	200.6	4	140.1	2	208,0
65 Team Progetto E20	AUDI RS3 LMS TCR DSG	A	F. MIOTTO	232.3	10	231.8	12	230.8	11	230.3	3	229.9	4	231,0
24 AC RACING	Mini Cooper Jcw	A	A. CIOFFI	231.3	2	230.8	9	229.9	10	229.9	11	228.9	6	230,2
17 AIKOA RACING	AUDI RS3 LMS TCR DSG	A	F. CARDONE	228.4	11	227.9	9	227.9	10	227.0	3	226.5	8	227,5
3 TEAM CAR RACING	CUPRA TCR DSG	A	A. DI COSMO	227.0	3	226.5	10	225.6	8	225.6	5	225.1	9	226,0
7 TAC MOTORSPORT	LOTUS ELISE CUP	B	S. GALBUSERA	224.2	7	223.7	6	223.2	12	223.2	10	223.2	9	223,5
88 AC RACING	Mini Challenge PRO	A	D. CARMINATI	218.8	4	217.4	2	217.0	3	97.7	1	83.2	5	166,8
81 ABS CORSE	Seat Leon MKII	B	S. QUERCIOLO	218.3	4	216.6	2	111.4	1	106.1	3			163,1
99 Gruppo Sportivo Tori Corse	Mini Challenge Pro	A	M. PIOPI	217.0	11	215.7	12	215.7	9	215.3	7	214.9	10	215,7
69 GrassoRacingTeam	Seat Ibiza RSP	A	S. SOSTEGNI	171.2	6	165.2	7	161.8	2	152.3	4	146.3	8	159,4
66 MM MOTORSPORT	Honda CIVIC FK2 TCR	A	R. DE LUCA	168.8	2	155.3	7	132.9	5	102.4	4	99.7	6	131,8
80 ABS CORSE	Seat Leon MKII	B	G. IUORIO	118.8	1									118,8
11 AIKOA RACING	AUDI RS3 LMS TCR SQ	A												



Coppa Italia Turismo Mugello Racing Weekend Qualifying

Fastest Lap Sequence

Elapsed	No Team	Car	Class	Driver	Time	Kph	Lap
4:52.120	7 TAC MOTORSPORT	LOTUS ELISE CUP	B	Sergio GALBUSERA	2:12.323	142.7	2
5:10.854	77 DULLER MOTORSPORT	OPEL ASTRA TCR SQ	A	Philipp MATTERS-DORFER	2:12.020	143.0	2
5:19.570	22 DULLER MOTORSPORT	BMW E46 M3 GTR	B	Markus WEEGE	2:08.489	147.0	2
7:16.219	77 DULLER MOTORSPORT	OPEL ASTRA TCR SQ	A	Philipp MATTERS-DORFER	2:05.365	150.6	3
7:19.961	22 DULLER MOTORSPORT	BMW E46 M3 GTR	B	Markus WEEGE	2:00.391	156.8	3
21:23.710	22 DULLER MOTORSPORT	BMW E46 M3 GTR	B	Markus WEEGE	1:59.823	157.6	6
34:31.193	22 DULLER MOTORSPORT	BMW E46 M3 GTR	B	Markus WEEGE	1:59.424	158.1	9
36:30.444	22 DULLER MOTORSPORT	BMW E46 M3 GTR	B	Markus WEEGE	1:59.251	158.3	10
38:28.783	22 DULLER MOTORSPORT	BMW E46 M3 GTR	B	Markus WEEGE	1:58.339	159.6	11

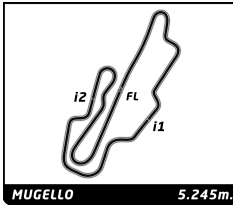


Coppa Italia Turismo Mugello Racing Weekend Qualifying

Sector Analysis

— Invalidated Lap ■ Personal Best ■ Session Best B Crossing the pit lane

Lap	Time	Sector 1	Sector 2	Sector 3	T.Spd	Elapsed	Lap	Time	Sector 1	Sector 2	Sector 3	T.Spd	Elapsed
3	TEAM CAR RACING CUPRA TCR DSG 1. Alfredo DI COSMO A						9	2:04.853	42.327	39.145	43.381	227.0	35:41.567
	10	2:04.122	41.869	38.366	43.887	230.3	37:45.689						
	11	2:03.120	42.059	37.968	43.093	233.8	39:48.809						
	12	2:03.303	41.342	38.771	43.190	234.3	41:52.112						
	1	3:57.578	2:12.464	52.832	52.282	121.7	3:57.578						
	2	2:18.839	46.758	43.963	48.118	218.3	6:16.417						
	3	11:24.250 B	45.561	1:07.057	9:31.632	227.0	17:40.667						
	4	2:49.121	1:08.343	49.559	51.219	74.2	20:29.788						
	5	10:18.453 B	46.749	43.469	8:48.235	225.6	30:48.241						
	6	2:41.620	1:00.962	46.272	54.386	94.3	33:29.861						
	7	2:16.702	46.233	43.676	46.793	222.3	35:46.563						
5	AIKOA RACING AUDI RS3 LMS TCR SQ 1. Demir EROĞE A						9	2:04.853	42.327	39.145	43.381	227.0	35:41.567
	10	2:04.122	41.869	38.366	43.887	230.3	37:45.689						
	11	2:03.120	42.059	37.968	43.093	233.8	39:48.809						
	12	2:03.303	41.342	38.771	43.190	234.3	41:52.112						
	1	4:47.254 B	1:37.928	48.813	2:20.513	94.9	4:47.254						
	2	2:23.759	56.965	41.718	45.076	150.0	7:11.013						
	3	10:02.561 B	44.043	41.956	8:36.562	235.8	17:13.574						
	4	2:23.282	55.022	43.074	45.186	130.0	19:36.856						
	5	2:05.841	43.237	39.537	43.067	236.9	21:42.697						
	6	8:50.639 B	41.522	49.994	7:19.123	238.9	30:33.336						
	7	2:19.964	53.664	41.690	44.610	152.3	32:53.300						
7	TAC MOTORSPORT LOTUS ELISE CUP 1. Sergio GALBUSERA B						9	2:04.853	42.327	39.145	43.381	227.0	35:41.567
	10	2:04.122	41.869	38.366	43.887	230.3	37:45.689						
	11	2:03.120	42.059	37.968	43.093	233.8	39:48.809						
	12	2:03.303	41.342	38.771	43.190	234.3	41:52.112						
	1	2:39.797	1:04.747	46.317	48.733	101.3	2:39.797						
	2	2:12.323	45.597	42.009	44.717	218.8	4:52.120						
	3	2:09.382	44.090	40.594	44.698	220.5	7:01.502						
	4	9:53.896 B	43.724	43.486	8:26.686	220.5	16:55.398						
	5	2:22.754	55.911	41.810	45.033	120.0	19:18.152						
	6	2:13.870	43.609	42.793	47.468	223.7	21:32.022						
	7	8:53.939 B	46.284	53.219	7:14.436	224.2	30:25.961						
	8	2:20.486	52.956	42.153	45.377	133.7	32:46.447						
12	TEAM CARS RACING CUPRA TCR SQ 1. Fabrizio FEDE A						9	2:04.853	42.327	39.145	43.381	227.0	35:41.567
	10	2:04.122	41.869	38.366	43.887	230.3	37:45.689						
	11	2:03.120	42.059	37.968	43.093	233.8	39:48.809						
	12	2:03.303	41.342	38.771	43.190	234.3	41:52.112						
	1	3:32.958	2:04.561	42.537	45.860	127.8	3:32.958						
	2	2:11.142	44.272	42.914	43.956	226.0	5:44.100						
	3	2:04.111	42.363	38.224	43.524	227.0	7:48.211						
	4	10:30.185 B	44.491			227.9	18:18.396						
	5	2:16.111	52.297	39.521	44.293	135.2	20:34.507						
	6	2:17.034	43.214	39.672	54.148	225.6	22:51.541						
	7	8:30.044 B	1:17.508			78.5	31:21.585						
	8	2:15.129	49.940	39.775	45.414	156.7	33:36.714						
13	BF MOTORSPORT AUDI RS3 LMS TCR SQ 1. Daniele VERROCCHIO 2. Roberto VERROCCHIO A						9	2:04.853	42.327	39.145	43.381	227.0	35:41.567
	10	2:04.122	41.869	38.366	43.887	230.3	37:45.689						
	11	2:03.120	42.059	37.968	43.093	233.8	39:48.809						
	12	2:03.303	41.342	38.771	43.190	234.3	41:52.112						
	1	3:06.519	1:29.071	47.742	49.706	102.2	3:06.519						
	2	2:16.404	47.893	43.779	44.732	194.5	5:22.923						
	3	2:03.952	41.844	38.365	43.743	237.9	7:26.875						
	4	9:37.219 B	42.797	43.237	8:11.185	242.1	17:04.094						
	5	2:16.759	52.550	40.641	43.568	128.4	19:20.853						
	6	2:02.711	41.628	38.526	42.557	238.9	21:23.564						
	7	9:21.998 B	41.262	38.837	8:01.899	240.5	30:45.562						
	8	2:35.591	1:00.657	45.137	49.797	96.9	33:21.153						
17	AIKOA RACING AUDI RS3 LMS TCR DSG 1. Francesco CARDONE A						9	2:04.853	42.327	39.145	43.381	227.0	35:41.567
	10	2:04.122	41.869	38.366	43.887	230.3	37:45.689						
	11	2:03.120	42.059	37.968	43.093	233.8	39:48.809						
	12	2:03.303	41.342	38.771	43.190	234.3	41:52.112						
	1	3:22.236	1:38.501	48.853	54.882	97.1	3:22.236						
	2	2:16.947	48.067	43.995	44.885	226.5	5:39.183						
	3	11:47.315 B	42.886			227.0	17:26.498						
	4	2:45.679	1:05.183	51.887	48.609	107.1	20:12.177						
	5	2:09.046	43.767	40.040	45.239	224.6	22:21.223						
	6	8:02.542 B	47.697			225.1	30:23.765						
	7	2:21.891	54.495	42.026	45.370	145.9	32:45.656						
	8	2:06.644	42.758	39.493	44.393	226.5	34:52.300						
19	RC MOTORSPORT AUDI RS3 LMS TCR DSG 1. Mario CAPPELLA A						9	2:04.853	42.327	39.145	43.381	227.0	35:41.567
	10	2:04.122	41.869	38.366	43.887	230.3	37:45.689						
	11	2:03.120	42.059	37.968	43.093	233.8	39:48.809						
	12	2:03.303	41.342	38.771	43.190	234.3	41:52.112						
	1	3:56.573	2:14.554	50.347	51.672	147.7	3:56.573						
	2	4:46.353 B	45.513	41.732	3:19.108	214.9	8:42.926						
	3	10:28.525	9:02.674	40.749	45.102	137.4	19:11.451						
	4	2:07.071	43.161	38.937	44.973	229.4	21:18.522						
	5	9:23.714 B	55.819	47.692	7:40.203	231.3	30:42.236						
	6	2:39.012	1:02.766	45.056	51.190	88.9	33:21.248						
	7	2:14.207	45.456	42.631	46.120	193.8	35:35.455						
22	DULLER MOTORSPORT BMW E46 M3 GTR 1. Markus WEEGE B						9	2:04.853	42.327	39.145	43.381	227.0	35:41.567
	10	2:04.122	41.869	38.366	43.887	230.3	37:45.689						
	11	2:03.120	42.059	37.968	43.093	233.8	39:48.809						
	12	2:03.303	41.342	38.771	43.190	234.3	41:52.112						
	1	3:11.081	1:35.348	46.907	48.826	92.4	3:11.081						
	2	2:08.489	44.664	40.894	42.931	236.3	5:19.570						
	3	2:00.391	40.997	37.413	41.981	236.3	7:19.961						



Coppa Italia Turismo

Mugello Racing Weekend

Qualifying

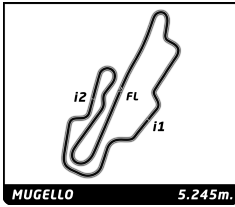
Sector Analysis

AC RACING							Team Progetto E20						
1. Alberto CIOFFI							1. Francesco MIOTTO						
Lap	Time	Sector 1	Sector 2	Sector 3	T.Spd	Elapsed	Lap	Time	Sector 1	Sector 2	Sector 3	T.Spd	Elapsed
4	9:48.871 B	40.173	42.514	8:26.184	237.9	17:08.832	2	2:26.231	49.675	46.239	50.317	193.5	5:52.686
5	2:15.055	54.524	37.878	42.653	114.0	19:23.887	3	3:01.844 B	45.191			227.9	8:54.530
6	1:59.823	40.730	36.722	42.371	238.4	21:23.710	4	10:21.958	8:55.541	40.333	46.084	124.4	19:16.488
7	8:56.497 B	40.107	37.592	7:38.798	241.6	30:20.207	5	2:35.775	1:10.513	41.235	44.027	229.4	21:52.263
8	2:11.562	48.618	38.867	44.077	157.6	32:31.769	6	8:45.648 B	45.017			234.3	30:37.911
9	1:59.424	40.506	36.782	42.136	235.3	34:31.193	7	2:30.068	1:02.960	42.174	44.934	75.9	33:07.979
10	1:59.251	40.250	37.174	41.827	235.8	36:30.444	8	2:10.159	43.261	41.957	44.941	228.4	35:18.138
11	1:58.339	40.298	36.322	41.719	236.9	38:28.783	9	2:06.269	42.808	39.177	44.284	228.9	37:24.407
12	1:58.942	40.464	36.590	41.888	238.9	40:27.725	10	2:16.169	42.577	47.148	46.444	229.9	39:40.576
							11	2:10.065	42.921	41.672	45.472	227.4	41:50.641

DULLER MOTORSPORT							MM MOTORSPORT						
1. Stefan SCHAFFER							1. Rino DE LUCA						
Lap	Time	Sector 1	Sector 2	Sector 3	T.Spd	Elapsed	Lap	Time	Sector 1	Sector 2	Sector 3	T.Spd	Elapsed
1	2:50.873	1:15.541	48.040	47.292	96.4	2:50.873	1	3:26.174	1:42.312	50.467	53.395	136.1	3:26.174
2	5:13.291 B				231.3	8:04.164	2	2:19.315	47.454	44.296	47.565	220.1	5:45.489
3	9:11.078 B	1:05.919			132.1	17:15.242	3	2:06.628	42.766	39.375	44.487	230.3	7:52.117
4	2:25.977	54.763	44.293	46.921	123.4	19:41.219	4	9:55.555 B	44.823			229.9	17:47.672
5	2:10.584	45.010	40.818	44.756	227.0	21:51.803	5	2:49.379	1:02.944	47.712	58.723	106.2	20:37.051
6	8:47.584 B	44.898			228.9	30:39.387	6	1:27.493 B	43.907			226.5	22:04.544
7	2:46.400	1:08.506	48.136	49.758	82.6	33:25.787	7	8:13.042 B	59.432			151.2	30:17.586
8	2:10.624	43.910	41.389	45.325	225.6	35:36.411	8	2:16.702	51.919	40.361	44.422	150.8	32:34.288
9	2:09.502	43.830	40.778	44.894	230.8	37:45.913	9	2:05.493	42.234	38.531	44.728	228.9	34:39.781
10	2:08.458	43.379	40.095	44.984	229.9	39:54.371	10	2:04.271	41.952	38.435	43.884	232.3	36:44.052
11	2:07.560	43.214	39.499	44.847	229.9	42:01.931	11	2:03.886	41.886	38.273	43.727	230.8	38:47.938
							12	2:04.116	41.806	38.390	43.920	231.8	40:52.054

BF MOTORSPORT							GrassoRacingTeam						
1. Ramazan KAYA							1. Simone SOSTEGNI						
Lap	Time	Sector 1	Sector 2	Sector 3	T.Spd	Elapsed	Lap	Time	Sector 1	Sector 2	Sector 3	T.Spd	Elapsed
1	20:31.947	...	58.613	1:02.108	99.7	20:31.947	1	6:27.483	4:22.242	57.605	1:07.636	61.7	6:27.483
2	10:09.137 B	56.767	44.578	8:27.792	140.1	30:41.084	2	11:09.233 B	59.595	1:07.119	9:02.519	161.8	17:36.716
3	2:39.667	1:03.469	44.720	51.478	80.2	33:20.751	3	3:15.456	1:18.528	55.650	1:01.278	69.0	20:52.172
4	2:12.714	45.215	41.655	45.844	200.6	35:33.465	4	9:40.306 B	1:04.096	1:02.576	7:33.634	152.3	30:32.478
5	2:05.397	42.668	39.071	43.658	232.3	37:38.862	5	3:16.162	1:20.871	52.574	1:02.717	77.6	33:48.640
6	2:04.183	42.048	38.706	43.429	233.8	39:43.045	6	3:02.391	57.744	1:03.907	1:00.740	171.2	36:51.031
7	2:03.807	41.810	38.960	43.037	233.3	41:46.852	7	2:54.151	1:00.890	53.425	59.836	165.2	39:45.182

AIKOA RACING							DULLER MOTORSPORT						
1. Ternel CAMLIDAG							1. Philipp MATTERSDFORFER						
Lap	Time	Sector 1	Sector 2	Sector 3	T.Spd	Elapsed	Lap	Time	Sector 1	Sector 2	Sector 3	T.Spd	Elapsed
1	3:10.640	1:32.435	48.823	49.382	106.9	3:10.640	1	2:58.834	1:21.118	49.411	48.305	90.6	2:58.834
2	2:20.181	49.074	44.702	46.405	201.3	5:30.821	2	2:12.020	44.587	41.906	45.527	232.3	5:10.854
3	2:08.884	44.420	40.461	44.003	237.4	7:39.705	3	2:05.365	42.224	39.600	43.541	230.3	7:16.219
4	9:38.491 B	42.860			237.9	17:18.196							
5	2:23.083	55.860	42.108	45.115	135.9	19:41.279							
6	2:07.071	44.369	39.525	43.177	236.9	21:48.350							
7	8:48.027 B	41.971	46.112	7:19.944	240.0	30:36.377							
8	2:25.654	1:02.583	38.843	44.228	79.9	33:02.031							
9	2:04.361	41.751	40.296	42.314	238.9	35:06.392							
10	2:01.449	41.392	37.255	42.802	238.9	37:07.841							
11	2:03.141	42.626	37.559	42.956	240.5	39:10.982							
12	2:01.775	41.501	37.694	42.580	240.0	41:12.757							



Coppa Italia Turismo Mugello Racing Weekend Qualifying

Sector Analysis

— Invalidated Lap ■ Personal Best ■ Session Best ■ Crossing the pit lane

Lap	Time	Sector 1	Sector 2	Sector 3	T.Spd	Elapsed	Lap	Time	Sector 1	Sector 2	Sector 3	T.Spd	Elapsed
4	9:54.992 B	41.394	42.528	8:31.070	231.8	17:11.211	6	2:11.591	44.511	40.727	46.353	212.8	21:39.816
5	2:15.777	52.898	39.390	43.489	120.9	19:26.988	7	8:48.651 B	44.082	49.443	7:15.126	215.3	30:28.467
6	2:03.811	41.629	37.977	44.205	232.8	21:30.799	8	2:20.668	52.862	41.307	46.499	129.0	32:49.135
7	8:51.919 B	42.299	46.450	7:23.170	231.3	30:22.718	9	2:09.912	43.814	40.151	45.947	215.7	34:59.047
8	2:12.517	49.341	39.540	43.636	159.6	32:35.235	10	2:09.285	43.812	40.013	45.460	214.9	37:08.332
9	2:03.356	41.742	38.464	43.150	234.3	34:38.591	11	2:09.102	43.558	39.697	45.847	217.0	39:17.434
10	2:02.881	41.520	38.051	43.310	231.3	36:41.472	12	2:09.376	43.415	40.003	45.958	215.7	41:26.810
11	2:02.843	41.451	38.079	43.313	232.8	38:44.315							
12	2:02.803	41.745	37.801	43.257	232.3	40:47.118							

80 **ABS CORSE** 1. Giuseppe IUORIO Seat Leon MKII B

1	7:29.713	5:48.260	49.978	51.475	118.8	7:29.713
---	----------	----------	---------------	---------------	-------	----------

81 **ABS CORSE** 1. Stefano QUERCIOLO Seat Leon MKII B

1	7:23.366	5:45.454	45.051	52.861	111.4	7:23.366
2	9:43.665 B	48.221	51.181	8:04.263	216.6	17:07.031
3	2:37.891	1:00.984	47.796	49.111	106.1	19:44.922
4	2:17.600	46.186	43.556	47.858	218.3	22:02.522

88 **AC RACING** 1. Daniele CARMINATI Mini Challenge PRO A

1	2:52.128	1:14.503	49.508	48.117	97.7	2:52.128
2	2:20.680	45.499	45.628	49.553	217.4	5:12.808
3	2:11.873	44.987	41.035	45.851	217.0	7:24.681
4	10:19.095 B	47.989	51.882	8:39.224	218.8	17:43.776
5	2:54.010	1:03.027	45.630	1:05.353	83.2	20:37.786

93 **SP RACING** 1. Pasquale SERRATORE AUDI TT B

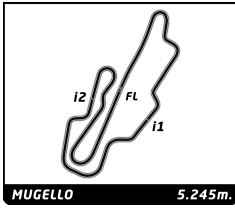
1	3:14.611	1:20.021	57.229	57.361	98.2	3:14.611
2	2:40.578	54.779	50.722	55.077	190.7	5:55.189
3	2:12.945	45.838	42.468	44.639	240.0	8:08.134
4	9:23.305 B	53.032			241.6	17:31.439
5	2:56.116	1:02.122	57.391	56.603	141.0	20:27.555
6	3:00.695 B	47.714	48.217	1:24.764	191.4	23:28.250
7	9:09.078	7:38.051	43.852	47.175	149.1	32:37.328
8	2:05.142	42.753	38.952	43.437	246.0	34:42.470
9	2:04.160	41.971	38.667	43.522	242.7	36:46.630
10	2:10.691	44.461	42.272	43.958	243.2	38:57.321
11	2:04.020	41.768	39.088	43.164	242.1	41:01.341
12	2:03.583	41.721	38.659	43.203	242.1	43:04.924

99 **Gruppo Sportivo Tori Corse** 1. Matteo PLOPPI Mini Challenge Pro A

1	3:43.862	1:45.531	57.994	1:00.337	89.7	3:43.862
2	2:29.887	52.871	46.333	50.683	176.2	6:13.749
3	2:17.560	45.798	42.325	49.437	211.9	8:31.309
4	8:27.707 B	58.080			146.3	16:59.016
5	2:29.209	58.284	42.622	48.303	109.3	19:28.225

333 **DULLER MOTORSPORT** 1. Herwig DULLER BMW E46 M3 GTR B

1	3:05.915	1:26.632	48.689	50.594	106.2	3:05.915
2	2:15.322	47.770	42.593	44.959	204.0	5:21.237
3	2:03.235	42.007	38.074	43.154	238.4	7:24.472
4	9:36.418 B	41.086	40.397	8:14.935	241.1	17:00.890
5	2:14.330	52.726	38.484	43.120	108.8	19:15.220
6	2:00.780	41.160	37.339	42.281	239.5	21:16.000
7	2:33.006 B	40.905	37.430	1:14.671	238.4	23:49.006
8	20.461 B					24:09.467
9	4:38.865 B					28:48.332
10	1:23.193 B					30:11.525
11	2:14.868	53.386	38.677	42.805	166.7	32:26.393
12	2:00.529	41.173	37.325	42.031	237.9	34:26.922
13	2:01.492	40.680	38.349	42.463	238.9	36:28.414
14	1:59.432	40.542	36.926	41.964	240.0	38:27.846
15	1:59.255	40.832	36.794	41.629	240.0	40:27.101

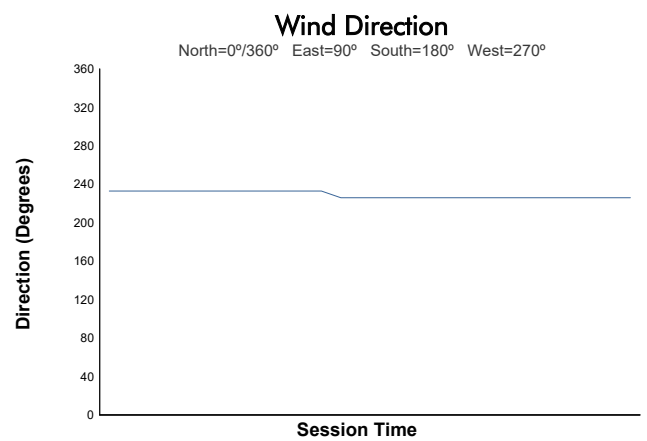
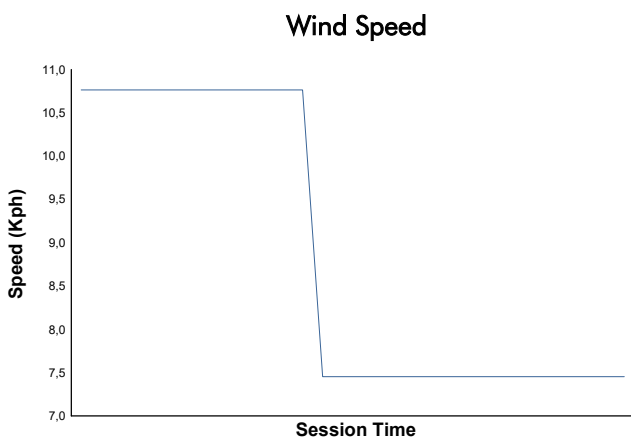
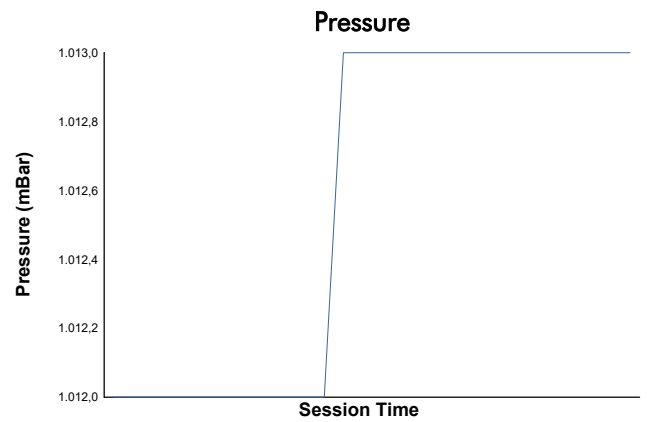
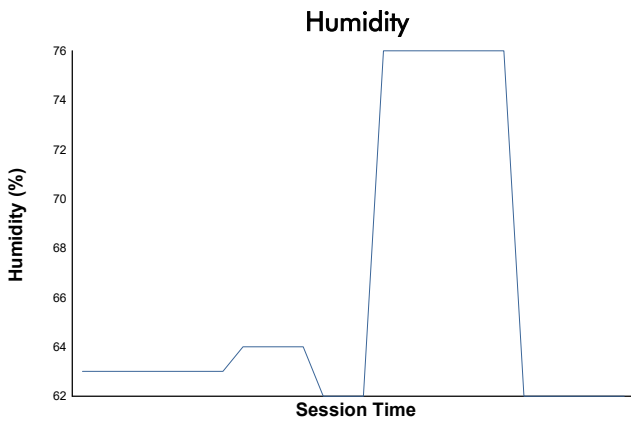
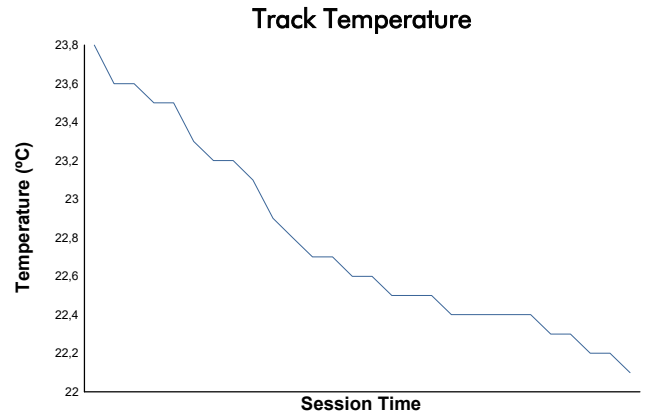
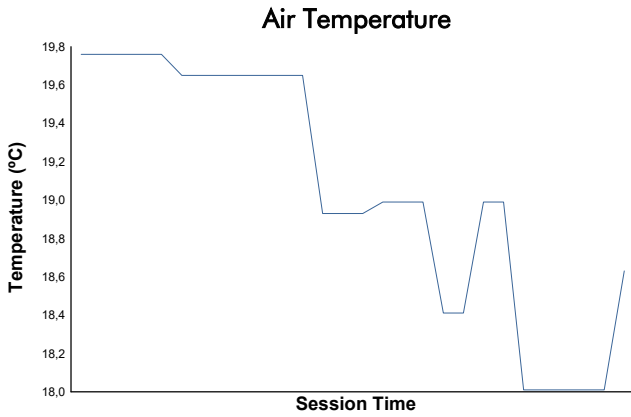


Coppa Italia Turismo

Mugello Racing Weekend

Qualifying

Weather Report



Track Status: **DRY**